

hairspray

FORTUNE TELLER GAME

Insert thumb and index finger of both hands into the finger spaces underneath the fortune teller.

Pick one of the four characters and spell out their name, opening the fortune teller once for each letter, alternating directions each time.

Then pick a number from one of the four visible numbers inside.

Open the fortune teller as many times as the number chosen, alternating each time.

Pick another number from those visible. Lift the flap that bears the chosen number to reveal your fortune!



Cut along dotted line



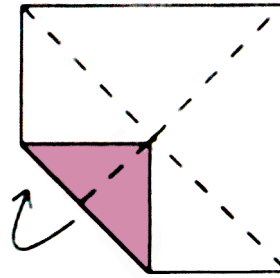
hairspray

FOLDING INSTRUCTIONS

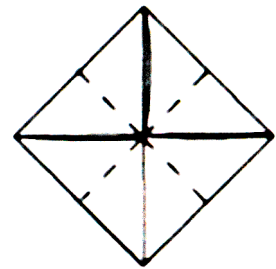
- 1.** With your square cut out and laying face down, fold each corner to the opposite corner. Open it up again and you should have diagonal creases in your paper, like this:



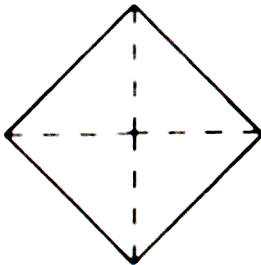
- 2.** Fold all corners to the centre of the paper...



...until it looks like this

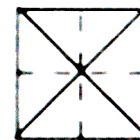
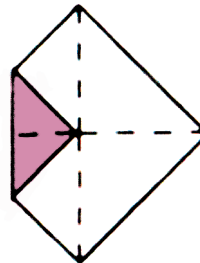


- 3.** Turn your folded paper over so that the folds are face down




- 4.** Fold all the corners in to the centre of the paper...


...so it looks like this



- 5.** Now fold your paper in half vertically and horizontally



- 6.** Insert your fingers underneath the tabs



AND YOU'RE READY TO PLAY!

